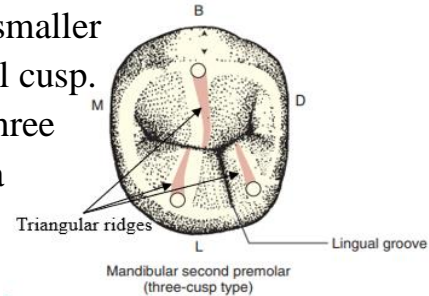


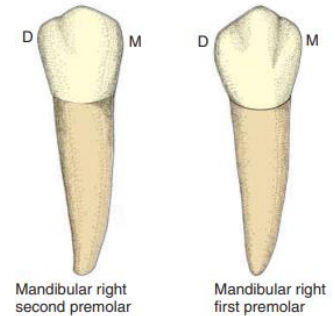
Permanent Mandibular Second Premolar

The mandibular second premolar most commonly has three cusps but can have two as well. The three-cusp variety has one large cusp on the buccal with two smaller lingual cusps. The mesiolingual cusp is twice the size of the distolingual cusp. The three-cusp type, is **UNIQUE** since it is the only premolar that has three triangular ridges (one per cusp), and these ridges do **NOT** join to form a transverse ridge.



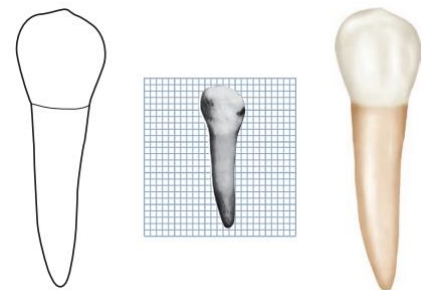
Principal identifying features:

1. It is larger than the mandibular first premolar.
2. The cusps are more equal in size with less pointed tips. Usually this tooth has three cusps, one buccal and two lingual; or may have only two cusps, one buccal and one lingual.
3. The occlusal outline is almost square in appearance with no mesio-lingual developmental groove.



Buccal Aspect:

1. The buccal cusp is shorter and less pointed than that of mandibular first premolar.
2. The contact areas are broad and high (appear to be higher because of the shorter buccal cusp).
3. The root is broader mesio-distally than that of mandibular first premolar ending with a blunter apex.

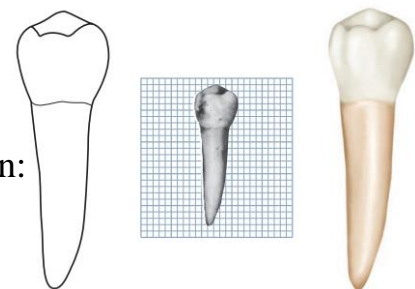


Lingual Aspect:

The lingual surface of the crown is smooth and spheroidal.

From this aspect, this tooth differs from the mandibular first premolar in:

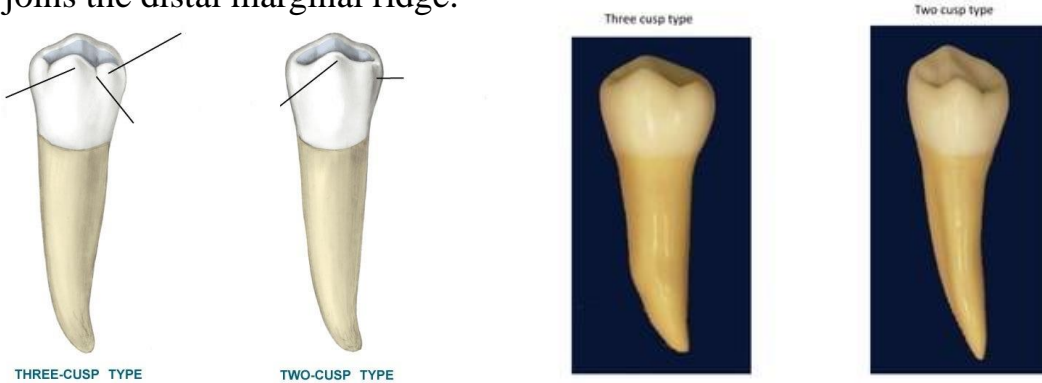
1. The lingual cusps are more developed (longer cusps).



2. Less occlusal surface may be seen. However, because the lingual cusps are slightly shorter than the buccal cusp, we can see part of the lingual incline of the buccal cusp from this aspect.

3.A. In the three cusps type: there are two lingual cusps, the mesio-lingual is larger than the disto-lingual cusp and are divided by the lingual developmental groove.

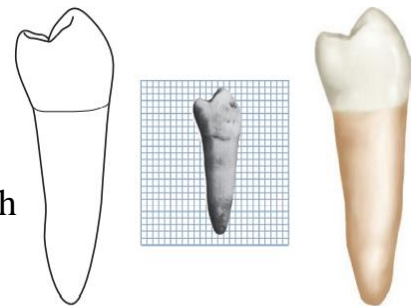
3.B. In the two cusps type: there is a large cusp of the same height as in the three cusps type. There is a developmental depression disto-lingually where the lingual cusp ridge joins the distal marginal ridge.



Mesial Aspect:

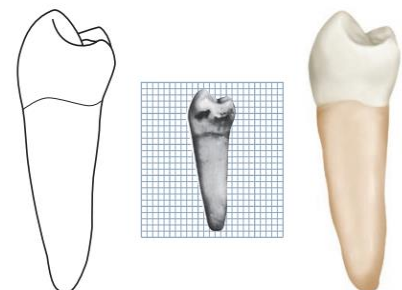
From this aspect, this tooth differs from the mandibular first premolar in:

1. The crown and the root are wider bucco-lingually.
2. The buccal cusp is not nearly centered over the root trunk, and it is shorter.
3. The marginal ridge is at a right angle to the long axis of the tooth with less occlusal surface may be seen.
4. There is no mesio-lingual developmental groove on the crown.
5. The root is longer with blunter apex.



Distal Aspect:

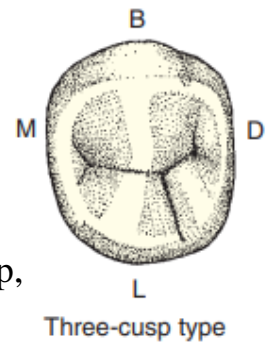
1. All the three cusps may be seen.
2. The distal marginal ridge is lower than that mesially, revealing more of the occlusal surface.



Occlusal Aspect:

A. Three cusps type:

1. The occlusal aspect is square in shape.
2. Three cusps: the buccal is the largest, followed by the mesio-lingual cusp, and then the distolingual cusp.
3. Each cusp has a well-formed triangular ridge separated by deep developmental grooves which form a Y-shape on the occlusal surface.




4. There are three developmental grooves:

A. Mesial developmental groove ending in the mesial triangular fossa.

B. Distal developmental groove ending in the distal triangular fossa.

C. Lingual developmental groove separating the two lingual cusps.

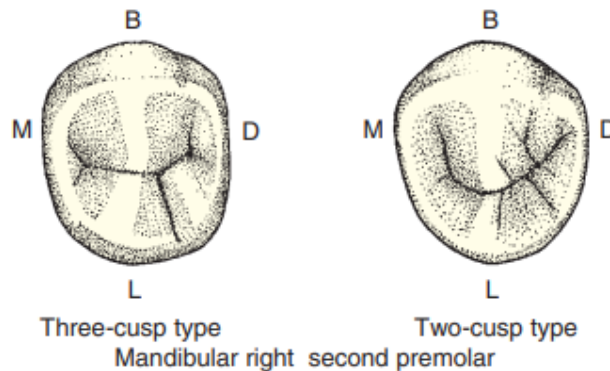


5. These grooves converge in a central pit, which is placed slightly towards the distal side.

6. Supplemental grooves are often seen.

B. Two cusps type:

1. Appear more rounded than the more angular three cusps type.
2. There is one well-developed lingual cusp which is large and opposite the buccal cusp.
3. A central developmental groove travels in a mesio-distal direction with its terminals centered in the mesial and distal triangular fossae. Sometimes mesial and distal developmental pits in the centers of these fossae may be seen.



MEASUREMENT TABLE

	CERVICO-OCCLUSAL LENGTH OF CROWN	LENGTH OF ROOT	MESIODISTAL DIAMETER OF CROWN	MESIODISTAL DIAMETER OF CROWN AT CERVIX	LABIO- OR BUCCOLINGUAL DIAMETER OF CROWN	LABIO- OR BUCCOLINGUAL DIAMETER OF CROWN AT CERVIX	CURVATURE OF CERVICAL LINE—MESIAL	CURVATURE OF CERVICAL LINE—DISTAL
Dimensions* suggested for carving technique	8.0	14.5	7.0	5.0	8.0	7.0	1.0	0.0

*In millimeters.



Three cusps type.

